


Name _____

Class _____



Hello,

Whilst you're not in class with me, it would be fantastic if you can continue to practise your instrument, but I understand that it is not always easy to practise at home.

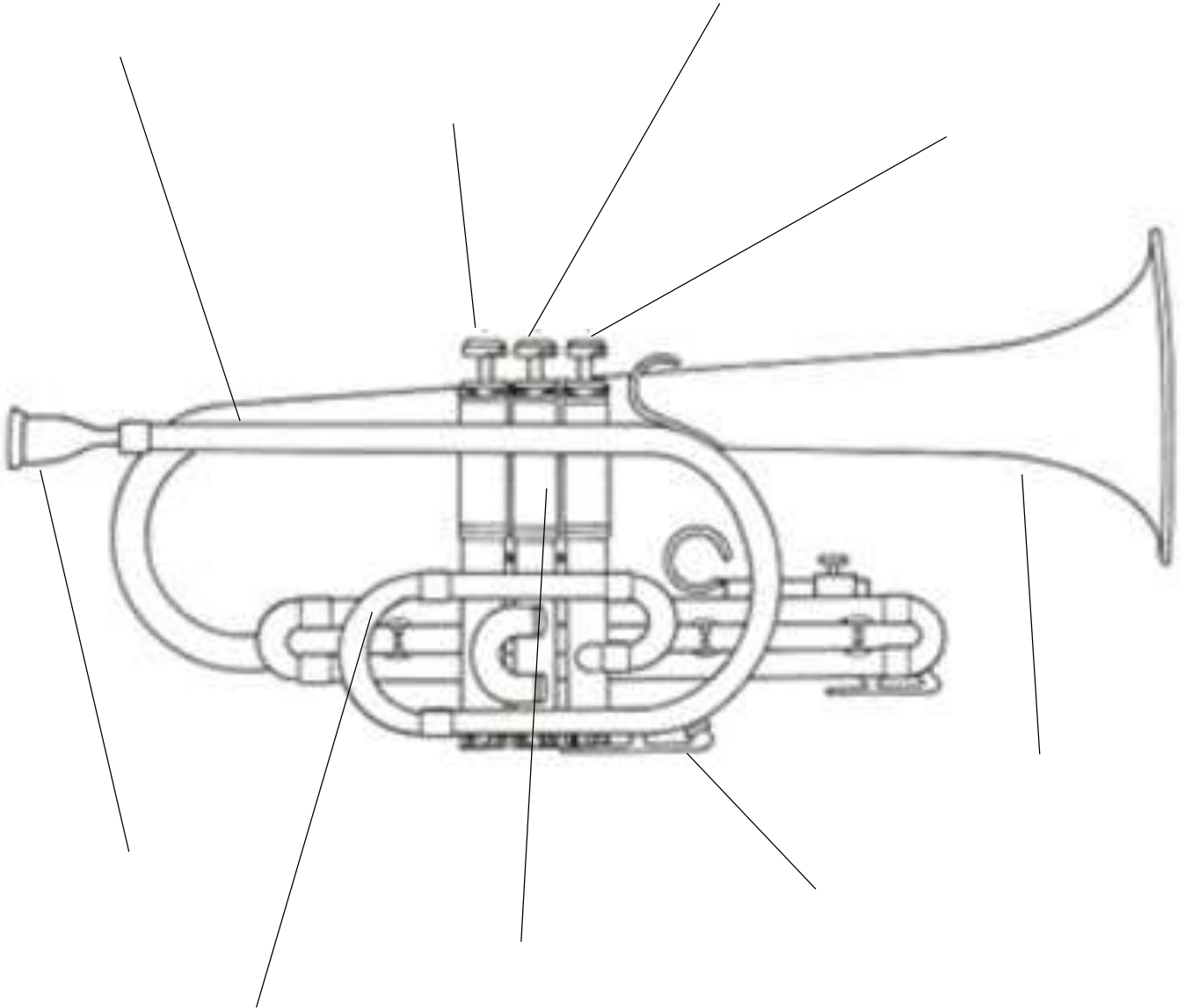
I have created a booklet with some information in for you and some worksheets you can do. When we return to class there may be prizes for those who have been working hard.

Why not start by colouring in the front cover and make the booklet your own?

Take care of yourself and I look forward to seeing you all back in class soon.

Mrs Moore

Label the parts of the Cornet using the words below



Leadpipe

2nd Valve

Bell

Valves

Bell

Water key

3rd Valve




1st Valve

tuning slide




Mouthpiece

Colour in the correct valves for each note that we have learned




C






D






E






F



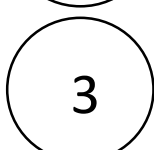
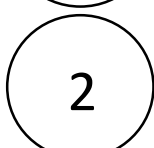

G↑






A↑



B↓



G↓



The Interrelated Dimensions of music

These are all the bits that make music complete. Can you explain the following in a short sentence:

Pulse

Rhythm

Pitch

Tempo

Dynamics

Texture

Notation

Structure



Rhythm of the Hamburger

Draw a line from the 'hamburger' words to the rhythm that matches best!

Freshly cut lettuce	
Barbecue sauce	
Lots of melted cheese	
Beetroot slices	
Freshly ground pepper and salt	
Onion rings	
Sesame seed bun	
Pineapple rings	
Cooked rashers of bacon	
Slices of tomato	

SYMPHONY ORCHESTRA WORD SEARCH

C L A R I N E T Q W E R T Y U I O P A S V D F
 G H J K L Z X P C V M B N M Q W E R T Y I U I
 O P A S D F I G S N A R E D R U M T H J O K L
 K Z X C V C B N M Q R W E R T Y U I I O L P A
 C S D F C G H J K L A Z X C V B N M M Q I W E
 O R T O Y U I O P A C S D S A X O P H O N E F
 L G L H J K L Z X C A V B N M Q W A E R T Y U
 B O I O P A S D F G S H J K A L Z N X C V B N
 D C V B B N F T M Q W E R B T Y U I I O P A S
 O D F A G H J R K L Z X U C V B N M Q W E R T
 O Y U S I O P U E A S T D F G T R I A N G L E
 W H J S K L Z M X N C V B N M Q W E R T Y U N
 I O P C A S D P F G C H J K L Z X C V B H N O
 V I O L A P O E I U A H Y T R E W Q L A K J B
 H H G A F D D T S A S M H N B V C X R X Z P M
 O I U R Y T R E W Q T L K O J H G P F D S A O
 M N B I V C X Z P O A I U Y R E W Q L K J H R
 E W Q N L K J H G F N P O I U N C Y T R E W T
 M N B E V C X Z O T E O B O R E O J H G F D S
 F L U T E M N B V C T X Z L K J N C H G F F D
 P O I U Y P E R C U S S I O N T T R E J H G F
 P O L K J H G C C U Y M K G D R R I K L R E M
 B A S S D R U M W Y J I R O V B A W E K L D S
 R A K U H T H F B E M D J S S A B E L B U O D
 U T S I K H F B D G L B O T U R A N D R E K W
 C G O S T E R T J O U T A I K R S E N L O P E
 P O I T O R E W Q L K J H L G U S T R I N G S
 M O R W O O D W I N D U J D S G O S H I P L S
 K I M T O L N D F G U K V C B N O I G T U I A
 C H I L R E F H J D K O U H I F N H O P L E R
 R A T E N G L I S H H O R N T K I K N M A D B
 T A M B O U R I N E Y U R E N G L I G D F O T

BASS CLARINET
 CASTANETS
 CYMBALS
 FRENCH HORN
 OBOE
 SNARE DRUM
 TRIANGLE
 VIOLA



BASS DRUM
 CELLO
 DOUBLE BASS
 GONG
 PERCUSSION
 STRING
 TROMBONE
 VIOLIN

BASSOON
 CLARINET
 ENGLISH HORN
 HARP
 PICCOLO
 TAMBOURINE
 TRUMPET
 WOOD BLOCK

BRASS
 CONTRA BASSOON
 FLUTE
 MARACAS
 SAXOPHONE
 TIMPANI
 TUBA
 WOODWIND



Try drawing a treble clef

This symbol appears at the beginning of every line of music

How to Draw a Treble Clef, One Line: Practice Sheet

The practice sheet includes a sequence of four treble clefs on a single staff, showing the step-by-step construction from a simple curve to a fully formed clef. Below this are three empty staves for independent practice. A small copyright notice is present in the bottom right corner.

Clap or play a game of rhythm noughts and crosses



Noughts and Crosses




1 	2 	3
4 	5 	6
7 	8 	9

Why not create your own rhythm noughts and crosses game

(don't forget each box is worth 4 beats)



Noughts and Crosses



1	2	3
4	5	6
7	8	9

Soundscapes

Look at the picture.

If you were there what sounds would you hear?

Think about how you can recreate the picture using sound (not words).





Try using things from round your house and video your soundscape.

Can anyone else guess which picture you chose?

Notation

Can you complete the table below?

Note	Chocolate Bar Name	Proper Music Name	Length in beats
	Twix	Semi - Breve	
		Minim	
		Crotchet	1
	Kit - Kat		
			1

Can you create your own piece of music.

Create your rhythm pattern first then add your notes.



Title _____

Composer _____

