


Name \_\_\_\_\_

Class \_\_\_\_\_



Hello,

Whilst you're not in class with me, it would be fantastic if you can continue to practise your instrument, but I understand that it is not always easy to practise at home.

I have created a booklet with some information in for you and some worksheets you can do. When we return to class there may be prizes for those who have been working hard.

Why not start by colouring in the front cover and make the booklet your own?

Take care of yourself and I look forward to seeing you all back in class soon.

Mrs Moore

Label the parts of the pBone using the words below



Slide

Water key

Tuning slide

Mouthpiece


Bell

Slide lock

Write the note name(s) next to the correct slide positions for the notes that we have learned.

Starting from the lowest these are:

G B C D E F G A



## The Interrelated Dimensions of music

These are all the bits that make music complete. Can you explain the following in a short sentence:

Pulse

---

---

Rhythm

---

---

Pitch

---

---

Tempo

---

---

Dynamics

---

---

Texture

---

---

Notation

---

---

Structure



# Rhythm of the Hamburger

Draw a line from the 'hamburger' words to the rhythm that matches best!

Freshly cut lettuce	
Barbecue sauce	
Lots of melted cheese	
Beetroot slices	
Freshly ground pepper and salt	
Onion rings	
Sesame seed bun	
Pineapple rings	
Cooked rashers of bacon	
Slices of tomato	

## SYMPHONY ORCHESTRA WORD SEARCH

C L A R I N E T Q W E R T Y U I O P A S V D F  
 G H J K L Z X P C V M B N M Q W E R T Y I U I L  
 O P A S D F I G S N A R E D R U M T H J O K L  
 K Z X C V C B N M Q R W E R T Y U I I O L P A  
 C S D F C G H J K L A Z X C V B N M M Q I W E F  
 O R T O Y U I O P A C S D S A X O P H O N E F U  
 L G L H J K L Z X C A V B N M Q W A E R T Y U N  
 B O I O P A S D F G S H J K A L Z N X C V B N  
 D O C V B B N F S T M Q W E R B T Y U I I O P A S  
 O D F A G H J R K L Z X U C V B N M Q W E R T  
 O Y U S I O P U E A S T D F G T R I A N G L E  
 W H J S K L Z M X N C V B N M Q W E R T Y U N  
 I O P C A S D P F G C H J K L Z X C V B H N O  
 V I O L A P O E I U A H Y T R E W Q L A K J B  
 H H G A F D D T S A S M H N B V C X R X Z P M  
 O I U R Y T R E W Q T L K O J H G P F D S A O  
 M N B I V C X Z P O A I U Y R E W Q L K J H R T  
 E W Q N L K J H G F N P O I U N C Y T R E W T  
 M N B E V C X Z O T E O B O R E O J H G F D S  
 F L U T E M N B V C T X Z L K J N C H G F F D  
 P O I U Y P E R C U S S I O N T T R E J H G F  
 P O L K J H G C C U Y M K G D R R I K L R E M  
 B A S S D R U M W Y J I R O V B A W E K L D S  
 R A K U H T H F B E M D J S S A B E L B U O D  
 U T S I K H F B D G L B O T U R A N D R E K W  
 C G O S T E R T J O U T A I K R S E N L O P E  
 P O I T O R E W Q L K J H L G U S T R I N G S  
 M O R W O O D W I N D U J D S G O S H I P L S  
 K I M T O L N D F G U K V C B N O I G T U I A  
 C H I L R E F H J D K O U H I F N H O P L E R  
 R A T E N G L I S H H O R N T K I K N M A D B  
 T A M B O U R I N E Y U R E N G L I G D F O T

BASS CLARINET  
 CASTANETS  
 CYMBALS  
 FRENCH HORN  
 OBOE  
 SNARE DRUM  
 TRIANGLE  
 VIOLA



BASS DRUM  
 CELLO  
 DOUBLE BASS  
 GONG  
 PERCUSSION  
 STRING  
 TROMBONE  
 VIOLIN

BASSOON  
 CLARINET  
 ENGLISH HORN  
 HARP  
 PICCOLO  
 TAMBOURINE  
 TRUMPET  
 WOOD BLOCK

BRASS  
 CONTRA BASSOON  
 FLUTE  
 MARACAS  
 SAXOPHONE  
 TIMPANI  
 TUBA  
 WOODWIND



Try drawing a treble clef

This symbol appears at the beginning of every line of music

**How to Draw a Treble Clef, One Line: Practice Sheet**

The practice sheet includes a sequence of drawings on a single staff to illustrate the construction of a treble clef: a simple curve, a loop, a more complex loop, and finally a complete treble clef. This is followed by three empty staves for practice. A small copyright notice is visible in the bottom right corner.

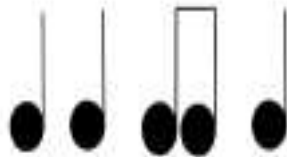


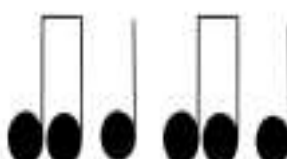
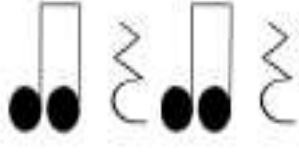
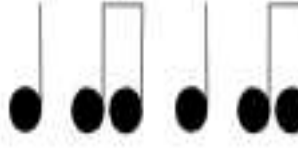
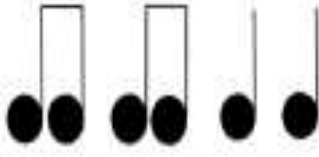
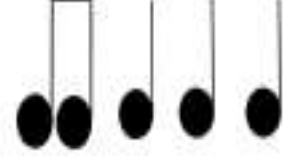
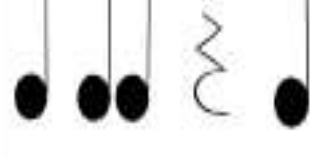


Clap or play a game of rhythm noughts and crosses



Noughts and Crosses




1 	2 	3 
4 	5 	6 
7 	8 	9 

Why not create your own rhythm noughts and crosses game

(don't forget each box is worth 4 beats)



## Noughts and Crosses



1	2	3
4	5	6
7	8	9

## Soundscapes

Look at the picture.

If you were there what sounds would you hear?

Think about how you can recreate the picture using sound (not words).





Try using things from round your house and video your soundscape.

Can anyone else guess which picture you chose?

# Notation

Can you complete the table below?

Note	Chocolate Bar Name	Proper Music Name	Length in beats
	Twix	Semi - Breve	
		Minim	
		Crotchet	1
	Kit - Kat		
			1

