

## LOCKDOWN WEEK 1

Hello,


Hope you are all keeping well and had a good Christmas break.

As I can't be with you in person right now I have created some music activities for you to complete over the next few weeks.

For this week there are some music worksheets. You should be able to do these from what you have learned in our lessons last term, but if there is anything you aren't sure of then you'll be able to look up the answers on the internet. Be aware of American websites as they sometimes use different words than in the UK.

Mrs Moore

Label the parts of the pBone using the words below



Slide

Mouthpiece

Water key

Bell

Tuning slide


Slide lock

## Instrument Fingering Chart

Write the note name(s) next to the correct slide positions for the notes that we have learned.

Starting from the lowest these are:

G B C D E F G A



## **The Interrelated Dimensions of music**

These are all the bits that make music complete.

Explain the following words in regards to music in a short sentence.

Pulse \_\_\_\_\_  
\_\_\_\_\_

Pitch \_\_\_\_\_  
\_\_\_\_\_

Rhythm \_\_\_\_\_  
\_\_\_\_\_

Tempo \_\_\_\_\_  
\_\_\_\_\_

Dynamics \_\_\_\_\_  
\_\_\_\_\_

Notation \_\_\_\_\_  
\_\_\_\_\_





Texture \_\_\_\_\_  
\_\_\_\_\_

Structure \_\_\_\_\_  
\_\_\_\_\_

Timbre \_\_\_\_\_  
\_\_\_\_\_

**Note Lengths**










Complete the table below

Musical Symbol	Note name	Length (in beats)
		
		
		
		



## Noughts and Crosses



### Have a game of Rhythm noughts and crosses

Clap the rhythm in the square to try to win it. Who can get 3 in a row?

### Now try to create your own version of noughts and crosses

Use the note lengths and symbols we have learned, each box needs 4 beats in it.
