

## LOCKDOWN WEEK 1

Hello,

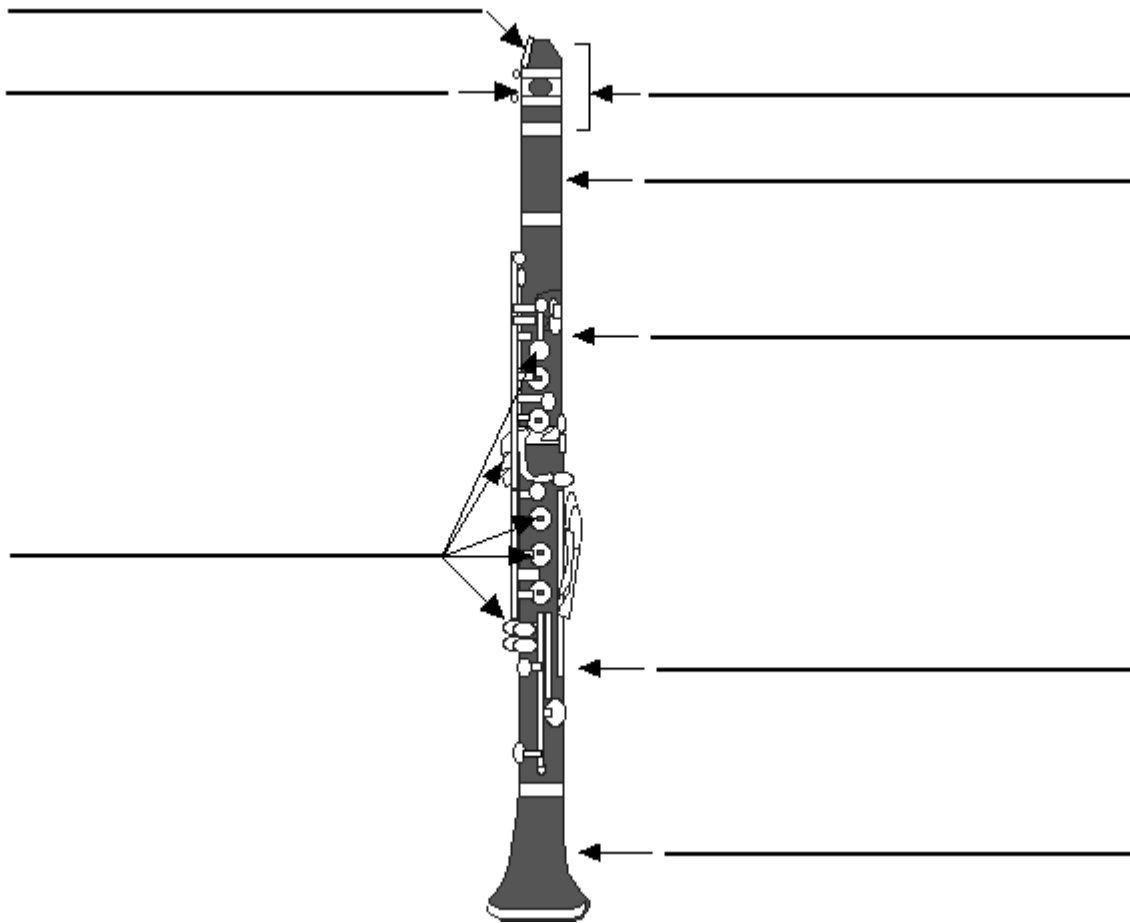
Hope you are all keeping well and had a good Christmas break.

As I can't be with you in person right now I have created some music activities for you to complete over the next few weeks.

For this week there are some music worksheets. You should be able to do these from what you have learned in our lessons last term, but if there is anything you aren't sure of then you'll be able to look up the answers on the internet. Be aware of American websites as they sometimes use different words than in the UK.

Mrs Moore

Label the picture of the clarinet using the words below



Use the words below to Label the picture of the clarinet:

Bell

Lower Joint

Reed

Mouthpiece

Keys

Ligature

Upper joint

Barrel

# Instrument Fingering Chart

Colour in the correct circles for each note that we can play.

**B**                      **C**                      **D**                      **E**

Diagram showing fingering charts for notes B, C, D, and E. Each chart consists of a vertical column of six circles representing strings. A smaller circle to the left indicates the fretting finger position. For B, the first circle is fretted. For C, the second circle is fretted. For D, the third circle is fretted. For E, the fourth circle is fretted.

**F**                      **G**                      **A**

Diagram showing fingering charts for notes F, G, and A. Each chart consists of a vertical column of six circles representing strings. A smaller circle to the left indicates the fretting finger position. For F, the second circle is fretted. For G, the third circle is fretted. For A, the fourth circle is fretted and has a '0' above it.

## The Interrelated Dimensions of music

These are all the bits that make music complete.

Explain the following words in regards to music in a short sentence.

Pulse \_\_\_\_\_

\_\_\_\_\_

Pitch \_\_\_\_\_

\_\_\_\_\_

Rhythm \_\_\_\_\_

\_\_\_\_\_

Tempo \_\_\_\_\_

\_\_\_\_\_

Dynamics \_\_\_\_\_

\_\_\_\_\_

Notation \_\_\_\_\_

\_\_\_\_\_

Texture \_\_\_\_\_

\_\_\_\_\_

Structure \_\_\_\_\_




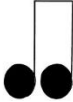
\_\_\_\_\_

Timbre \_\_\_\_\_

\_\_\_\_\_

## Note Lengths

Complete the table below

Musical Symbol	Note name	Length (in beats)
		
		
		
		



# Noughts and Crosses




## Have a game of Rhythm noughts and crosses

Clap the rhythm in the square to try to win it. Who can get 3 in a row?

## Now try to create your own version of noughts and crosses

Use the note lengths and symbols we have learned, each box needs 4 beats in it.
