

Lockdown Music Challenges

Hi everyone,

I hope you are home and staying safe with your families.

If you complete any of the challenges below, or just want to share what you have been doing with me, I am happy for your parents to email me at laura.moore@leics.gov.uk.

I look forward to seeing you all again soon,

Mrs Moore

Challenge 1: At the top of page is the Music Service logo. Can you design us a new logo, using a maximum of 4 colours and keeping the name the same either using your computer or by hand drawing design a logo that represents what you think the Music Service means to you.

Challenge 2: Make up a song. Choose some words to create a song to one of the tunes that we have learned to play this year, something catchy that could help other children to learn a piece like with some of the tune we learned this year. Either write down the words and let me know which piece they are to go with, or record yourself singing the tune.

Challenge 3: Use items from round your house to create your own music. Maybe a saucepan drum kit, or try filling glass bottles with different amounts of water and tap them with a wooden spoon, how does the sound change?

Think about:

Pitch – high or low sounds

Dynamics / volume – loud and quiet

Tempo – the speed of your music

Pulse – the steady beat throughout your music.

Challenge 4: Keep a Diary of all the music you listen to. See if you can find the following types of music.

Jazz – Blues – pop – rock – minimalist – a duet – an orchestra – a brass band – a quartet – a march – a fugue - film music – a waltz – classical music – music from another country – folk music -

What is similar? What is different?

Challenge 5: Explore who writes the music – create a fact sheet about a composer. When did they live? Did they play an instrument? What style of music did they write?

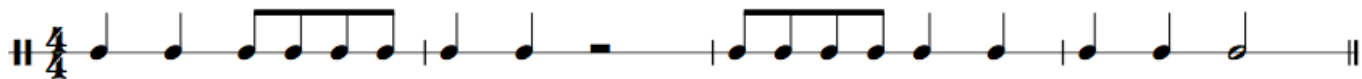
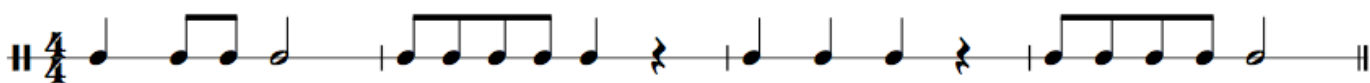
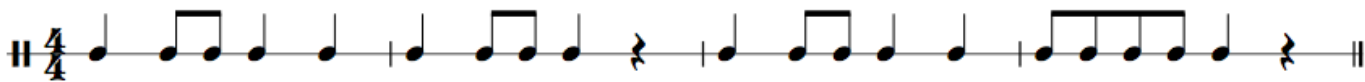
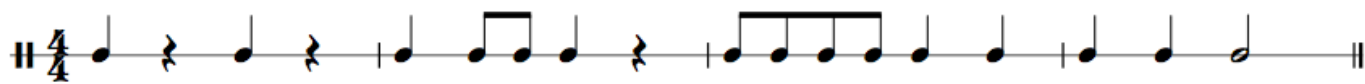
Challenge 6: Create an activity sheet which other children could complete. Use the knowledge you have gained this year to test others. How about a quiz, a word search, really test their wits. Maybe I'll be able to create a new activity book created by you!

Challenge 7: Use a rhythm pattern (sheet attached). Practise playing it on one note, then try creating your own arrangement by choosing at least 3 different notes but the same rhythm, next try 4 different notes, carry on until you are using all of the notes you know.

Challenge 8: Make me Smile 😊 - Either write me or find me the funniest music joke that you can.

Challenge 9: See assessment sheet for the year. What can you do from the list? Tick the boxes next to each item you have achieved this year?

Practise Rhythms (challenge 7) Think about the rhythms using the chocolate bar names



Assessment sheet – What can you do? Think back to what we did in lesson time too (Challenge 9)

I can keep my instrument in working order	
I can assemble my instrument	
I can make a sound on the mouthpiece	
I can play a C	
I can play a D	
I can play an E	
I can play an F	
I can play a G	
I can play an A	
I can play a low B	
I can play a low A	
I can play a low G	
I can play a long note	
I can play short notes (using my tongue)	
I can play a tune using 2 different notes	
I can play a tune using 3 different notes	
I can play a tune using 4 different notes	
I can play a tune using 5 different notes	
I can read music with note names	
I can read music notes without note names	
I can recognise different note lengths	
I understand what the pulse of music is	
I understand what the tempo of music is	
I understand what the dynamics of music are	
I understand what pitch in music is	
I understand what the rhythm of music is	
I can create my own music	
I can write my own music in notation	
I can lead others in music	
I can perform music to others	
I can listen to and musically describe the music	

I can store my instrument safely	
----------------------------------	--